



Annex 3

Local Implementation Framework - Paris




Table of Contents

	Page
1 Paris.....	3
1.1 Physical Implementation Framework.....	3
1.2 Legal and Institutional Framework.....	6
1.3 Appraisal Groups	7

List of Tables

	Page
Table 1: Socio-economic structure/ demography summary.....	5
Table 2: City Descriptor “Ile de France Region including Paris”	5
Table 3: Names and institutions of HEAVEN users in Paris	7

List of Figures

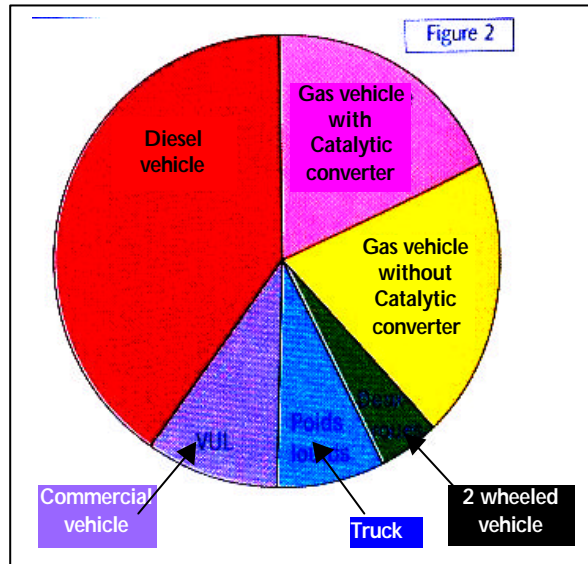
	Page
Figure 1: Repartition per Vehicle Type	4
Figure 2: Air quality situation in Paris over time.....	4
Figure 3: Co-operation across institutional boundaries in Paris.....	6

current transport volumes/ modal split etc. (if relevant explain why there has been a recent change in transport trends in the site)

In 1998, the vehicle number in the Ile de France region was evaluated at 5,97 billion vehicles and 786000 from Paris itself. The volume of traffic in the Ile de France region was estimated at 99,832 billion vehicles / kilometres travelled / day. The traffic trend in Paris is stable from 1990. The highways around Paris and the main roads support the growth of the traffic evolution from 1982.

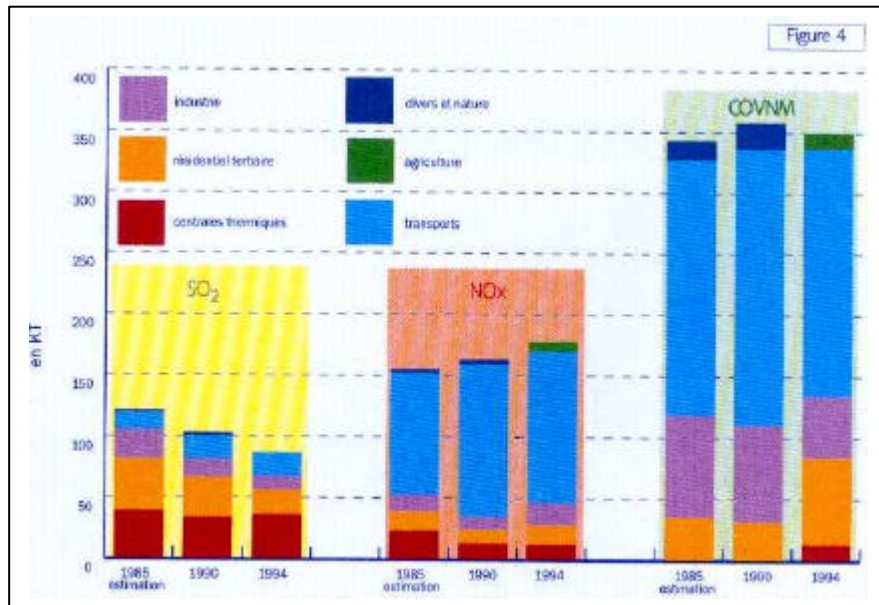
The histogram hereafter shows the evolution of the traffic demand from 1982 to 1998 and the pie chart shows the composition of the traffic.

Figure 1: Repartition per Vehicle Type



- current air quality situation (i.e. overall levels, main sources of emission, if other than traffic); (and same for noise for sites considering noise)

Figure 2: Air quality situation in Paris over time



- socio-economic structure/ demography (only an overview to get an impression of the relevance for likely impacts on quality of life)

Table 1: Socio-economic structure/ demography summary

Total roads : 45000 km	5 billion employees
Motorways : 630 Km	29% of the Gross Domestic Product
Underground : 200 Km	25% of the population
Express Trains : 487 Km	22,5 % of the employment

Table 2: City Descriptor “Ile de France Region including Paris”

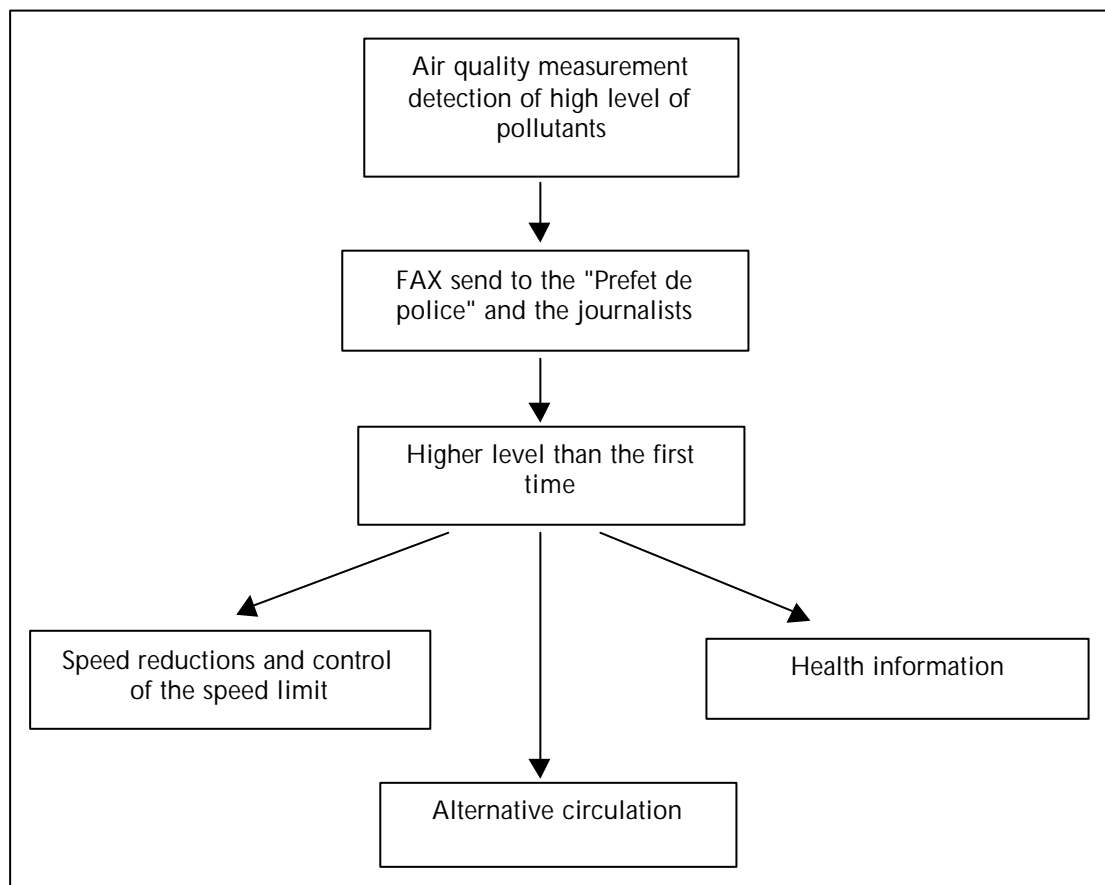
			Remarks
City			
Area	12012	Km ²	
Population	10561573	Pers.	
Population density	913	Pers./Km ²	
Road infrastructure			
Total road network	12169	Km	
Urban roads	1641	Km	Paris
Highways	681	Km	
Others	1517	Km	National Road
	8330	Km	Regional road
Traffic sensors	7500	No.	Paris
	4000	No.	DREIF/SIER
Public transport network			
-Rail	1300	Km	SNCF
	328		Express Trains
-Tram	32.7	Km	
-Underground	211.3	Km	
-Bus	2863	Km	
Total Emission/Energy*			
CO	668 000	T/a	
NOx	146 000	T/a	
SO ₂	75 000	T/a	
HC	222 000	T/a	
PM	-	T/a	
Energy	-	Mj/a	
Share of Emissions/ Energy from vehicle traffic			
CO	43	%	
NOx	53	%	
SO ₂	4	%	
HC	34	%	
PM	-	%	
Energy	-	%	
Vehicle fleet composition			
Passenger cars, with catalyst	19.8	%	
Passenger cars, without catalyst	22.0	%	8

Diesel	43.6	%	
Light duty vehicles	8.0	%	
Heavy duty vehicles	6.6	%	including Buses
Buses	-	%	See cell before
Air quality monitoring			
Stations	50	No.	
Pollutants measured	SO2, NO, NO2, CO, O3, PM10, PM2,5, C6H6		

1.2 Legal and Institutional Framework

How actors are co-operating across institutional boundaries in Paris is depicted in figure 6.

Figure 3: Co-operation across institutional boundaries in Paris



- How can the public currently receive information on air quality/ noise? In what ways will the general public and the media benefit from HEAVEN?

The following media, TV, Radio, Internet, Newspapers should be used to inform the citizens on air quality

1.3 Appraisal Groups

Table 3: Names and institutions of HEAVEN users in Paris

HEAVEN User Category	Names of User Organisations	Names of Key Individuals in Organisations
Authorities as Direct HEAVEN Users		
Traffic/ Transport Departments		
<ul style="list-style-type: none"> - DRIRE • Ville de Paris 	<ul style="list-style-type: none"> - DRIRE - Direction de la voirie et des déplacements 	<ul style="list-style-type: none"> - Mr FARGUETTE, Mr ROUSSEAU - Mr LAMBOLEY
Environmental Departments		
<ul style="list-style-type: none"> - Ministère de l'environnement 	<ul style="list-style-type: none"> - Ministère de l'environnement 	<ul style="list-style-type: none"> - Mrs BLANC
<ul style="list-style-type: none"> - DIREN 	<ul style="list-style-type: none"> - DIREN 	<ul style="list-style-type: none"> - Mr PIALAT
<ul style="list-style-type: none"> - ADEME 	<ul style="list-style-type: none"> - ADEME 	<ul style="list-style-type: none"> - Mr PLAZY
Health Departments		
<ul style="list-style-type: none"> - Union régionale des médecins d'IDF 	<ul style="list-style-type: none"> - Union régionale des médecins d'IDF 	<ul style="list-style-type: none"> - Mr HUYNH
<ul style="list-style-type: none"> - Hopitaux de Paris 	<ul style="list-style-type: none"> - Hopitaux de Paris 	<ul style="list-style-type: none"> - Mr GRIMFELD
<ul style="list-style-type: none"> - DRASS 	<ul style="list-style-type: none"> - DRASS 	<ul style="list-style-type: none"> - Mrs GUENEAU
Urban Planning Departments		
<ul style="list-style-type: none"> - 	<ul style="list-style-type: none"> - 	<ul style="list-style-type: none"> -
<ul style="list-style-type: none"> - 	<ul style="list-style-type: none"> - institution 	<ul style="list-style-type: none"> - name
Decision Makers (directly or via administration) as Indirect HEAVEN Users		
Urban Development		
<ul style="list-style-type: none"> - DRE 	<ul style="list-style-type: none"> - DRE 	<ul style="list-style-type: none"> - Mr MEARY
<ul style="list-style-type: none"> - Préfecture de l'Ile de France 	<ul style="list-style-type: none"> - Préfecture de l'Ile de France 	<ul style="list-style-type: none"> - Mr DUPORT
Traffic/ Transport		
<ul style="list-style-type: none"> - Préfecture de police 	<ul style="list-style-type: none"> - Préfecture de police 	<ul style="list-style-type: none"> - Mr MASSONI
<ul style="list-style-type: none"> - STIF 	<ul style="list-style-type: none"> - STIF 	<ul style="list-style-type: none"> - Mr PEYRONNET
<ul style="list-style-type: none"> - Conseils Généraux (91, 92, 93, 94, 95) 	<ul style="list-style-type: none"> - Conseil Général 	<ul style="list-style-type: none"> - Mr VERVANT, CHARRIE

HEAVEN User Category	Names of User Organisations	Names of Key Individuals in Organisations
- Conseil Régional	- Conseil Régional	- Mr RIST
Environment		
- Ministère de l'environnement	- Ministère de l'environnement	- Mrs BLANC
- DIREN	- DIREN	- Mr PIALAT
- ADEME	- ADEME	- Mr PLAZY
Health		
- Hopitaux de Paris	- Hopitaux de Paris	- Mr GRIMFELD
- DRASS	- DRASS	- Mrs GUENEAU
Public & Interest Groups as Other Stakeholders		
Citizens	Paris and Ile de France	
Residents of "Hot Spot" Areas	Near EDF Power Plan,...	
Patient Groups		
-	- institution	- name
-	- institution	- name
NGOs		
-	- institution	- name
-	- institution	- name
Research Institutions		
-	- institution	- name
-	- institution	- name
Chambers of Commerce		
-	- institution	- name
-	- institution	- name
Public Transport Operators		
-	- institution	- name
-	- institution	- name