



Annex 7

Draft Bulletin for Indicator 3AB.4



Note:

Annex 7 provides a draft bulletin for indicator 3AB.4. The general idea is to have a bulletin which is the same (or at least very similar) across all HEAVEN cities to obtain comparable figures. Therefore, annex 7 is meant to describe the "concept" behind a bulletin. In addition to the graphs and figures that are included in the present bulletin, textual elements will be added, as appropriate, by the respective HEAVEN cities.



Bulletin



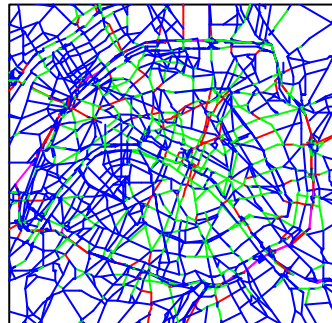
Traffic data



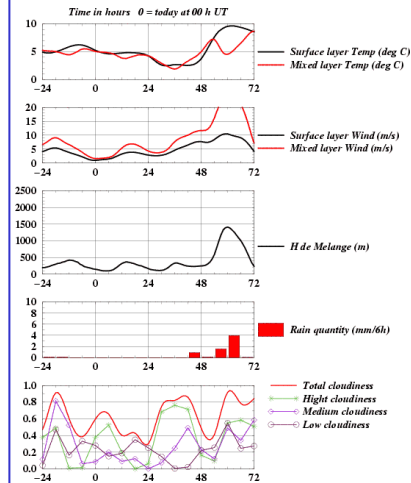
Roadside air quality

P98 - NO₂
from Street v4.1 model outputs

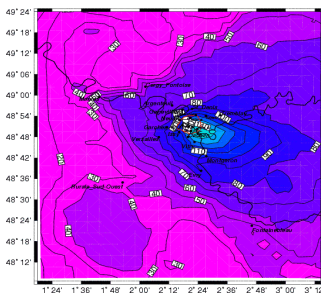
x % network > y ug/m³



Meteorological data

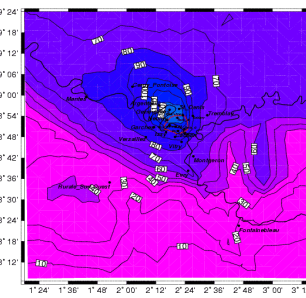


Background air quality



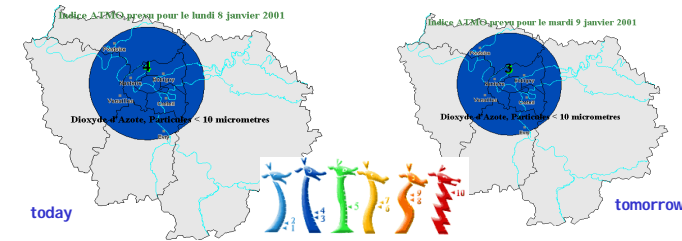
today max = 90 ug/m³

NO₂ maxima concentrations (ug/m³)
from POLLUX model outputs

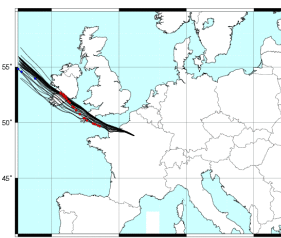


tomorrow max = 80 ug/m³

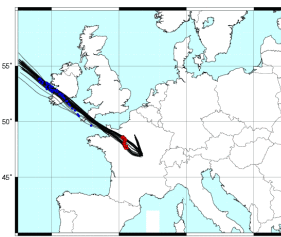
ATMO air quality indicator



Air quality import



today :
60 ug/m³



tomorrow :
70 ug/m³